

Name \_\_\_\_\_

# Time to the Half Hour: Analog

## Lesson 7

### ESSENTIAL QUESTION

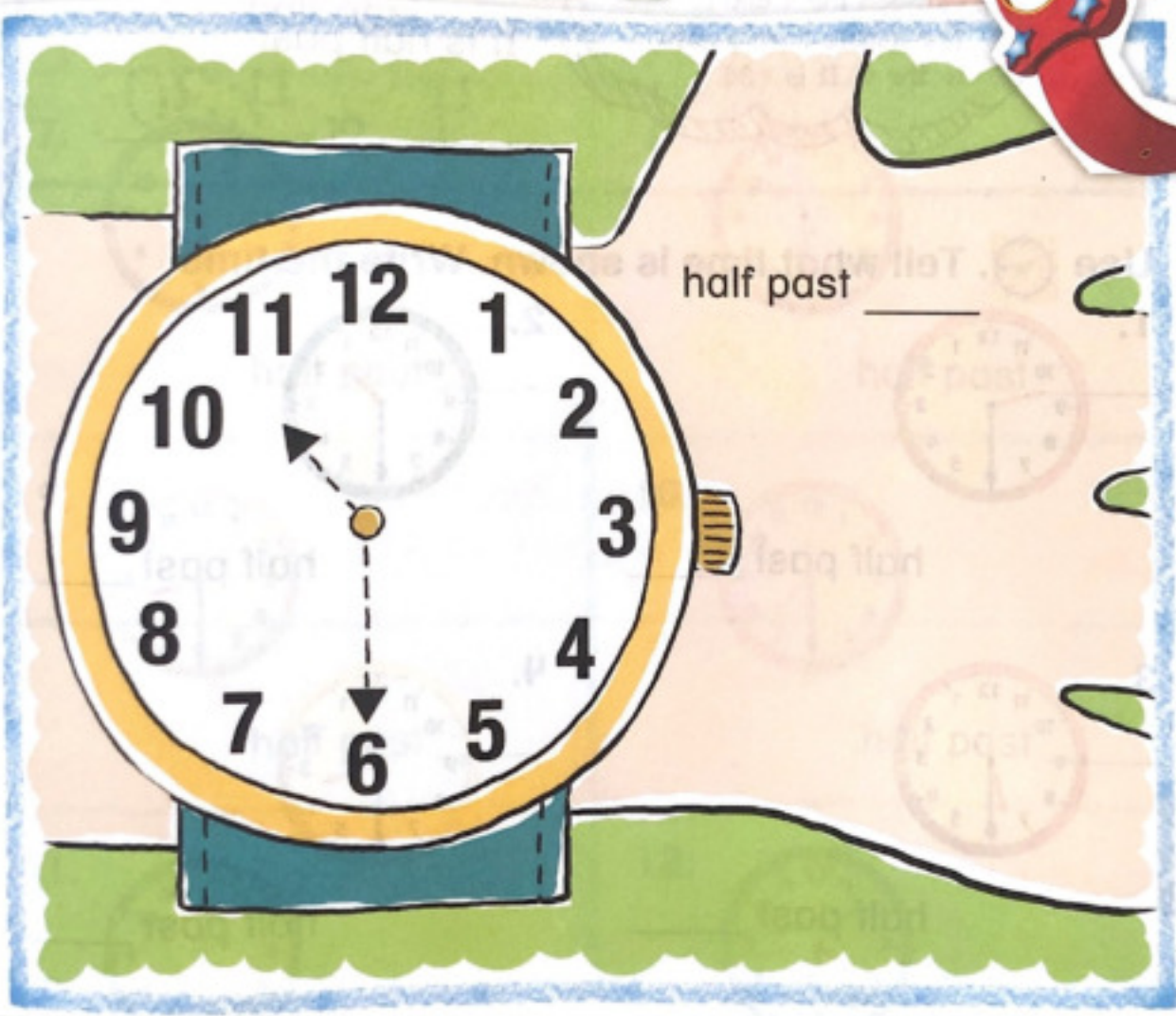
How do I determine length and time?




Explore and Explain



I'm all worn out!



**Teacher Directions:** Trace the hour hand red. Trace the minute hand blue. Use  to show the time. Write the time shown on the clock.

# See and Show

An analog clock can show time to the **half hour**.  
A half hour is 30 minutes.



**Helpful Hint**  
The hour hand points between the 4 and 5.  
The minute hand points to the 6. It is 4:30.

It is half past  
4 or 4:30.

Use . Tell what time is shown. Write the time.

1.



half past \_\_\_\_\_

2.



half past \_\_\_\_\_

3.



half past \_\_\_\_\_

4.



half past \_\_\_\_\_

## Talk Math

It is half past 8. Explain what half past means.


Name \_\_\_\_\_

What do you get when you cross a dog with a clock?



A Watch Dog!

# On My Own

Use . Tell what time is shown. Write the time.

5.



half past \_\_\_\_\_

6.



half past \_\_\_\_\_

7.



half past \_\_\_\_\_

8.



half past \_\_\_\_\_

9.



half past \_\_\_\_\_

10.



half past \_\_\_\_\_

11.



half past \_\_\_\_\_

12.



half past \_\_\_\_\_