

Name \_\_\_\_\_

# Time to the Hour: Digital

## Lesson 6

### ESSENTIAL QUESTION

How do I determine length and time?




Explore and Explain



Rise  
and  
shine!




**Teacher Directions:** Emilia wakes up for school at 7 o'clock. Use  to show the time. Write that time on the digital clock.

# See and Show

Another type of clock is a **digital clock**. A digital clock uses numbers to show the hour and minutes.



The clock shows 2 o'clock.

Use  to show the time. Tell what time is shown. Write the time on the digital clock.

1.




2.



3.



4.




## Talk Math

How is reading an analog clock the same as reading a digital clock?



Name \_\_\_\_\_

## On My Own

Use  to show the time. Tell what time is shown.  
Write the time on the digital clock.

5.



6.



7.



8.



9.



10.

