


Name _____

Use Models to Compare Numbers

Lesson 10

ESSENTIAL QUESTION 
How can I use place value?



Explore and Explain





Let's build!



Copyright © The McGraw-Hill Companies, Inc. C Squared Studios/Cathy Images



Teacher Directions: Use  and . Show 38 on one towel. Show 19 on the other towel. Write the numbers. Circle the number that is greater. Place an X on the number that is less.

See and Show

Mathematical
PRACTICE

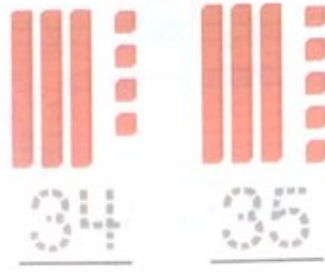
Models can be used to compare numbers.

greater than



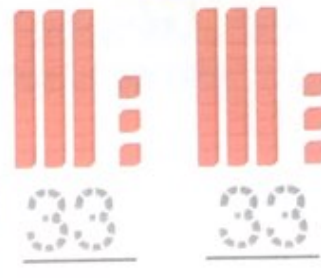
26 is greater than 15.

less than



34 is less than 35.

equal to



33 is equal to 33.


Use  and . Write each number.

Circle *is greater than*, *is less than*, or *is equal to*.

1.



is greater than
is less than
is equal to



2.



is greater than
is less than
is equal to



Talk Math

How do you know 48 is greater than 38?

Name _____

On My Own

Use  and . Write each number.

Circle *is greater than*, *is less than*, or *is equal to*.



is greater than
is less than
is equal to





is greater than
is less than
is equal to





is greater than
is less than
is equal to



Use  and . Circle yes or no.

6. Is 41 less than 91?

yes no

7. Is 53 equal to 53?

yes no

8. Is 37 greater than 50?

yes no

9. Is 56 less than 65?

yes no